

HOUSE TEAM REGISTRATION GUIDE

REGISTERING INDIVIDUAL FOR A HOUSE TEAM

Step 1: Visit the Event Registration Page

Go to <https://app.eventconnect.io/events/29639/registration-type/create?nav=hidden>. From here, click on the **Register** button and enter your e-mail address. If you have used the EventConnect platform before, simply enter your password. If not, it will prompt you to **Create an Account** to get started.





Step 2: Registration Page

Now you can select **Register Participant**.

USA Lacrosse Experience Indianapolis

INDIANAPOLIS, OCTOBER 11, 2024 – OCTOBER 13, 2024

Select your type of registration.



For individual registrations, first select whether you are registering for **Myself** or for **Someone Else**.

Create Your Participants close ✕

Are you registering yourself, or someone else?

Myself Someone else

If you're registering for someone else, next you will be asked if the person you're registering is a dependant.

Is the person you're registering your dependant?

Yes No

Step 3: Registering a Player

If you are registering a dependant/yourself and you have done so for past events that utilized EventConnect, you will be presented with a list of dependants to choose from. You can click on **Select Player**. If the dependant you are registering is not in the list, click **Create a New Player**.

Create Your Participants

close ✕

Select the player you wish to register.

 **Create a New Player**

 John Smith Edit Player	Gender Male	Date of Birth May 05, 2010	Membership N/A	Select Player →
---	----------------	-------------------------------	-------------------	------------------------

Once you select Create a New Player, you can enter the player details and select the small camera icon to upload a picture (optional). You can hit **Save** to proceed.

Create Your Participants

close ✕

Create your player profile to get started.

Select Existing Player

	First Name *	Last Name *
	<input type="text"/>	<input type="text"/>
	Gender *	Birthday *
	Male ▾	yyyy / mm / dd
		Save





Now you can enter the Account information, if the player is under 18 years of age, the parent's/guardian's information could be added. Once completed, hit **Next** to proceed.

Step 4: Selecting the Division

Now you can select your Participant's division by **checking the box** beside the division and click **Next** to proceed. House Team participants can register for Queen/King of the Park, Sixes Competition (MS & HS Only), or Queen/King of the Park & Sixes Combo (MS & HS Only).

Select Your Participants Division(s) close x

0 divisions selected

Search Sport All

Field Lacrosse

8U BOYS House Team Registration - King of the Park (4v4)

8U Boys King of The Park (4v4) (Launch Date) \$100.00 USD

Open until: Mar 31, 2024 at 7pm EST

Step 5: Filling Registration Requirements

All participants are required to complete the Player Waiver at the time of registration as well as enter their USA Lacrosse Membership Number. All participants must be current USA Lacrosse Members by the start of the event. If you do not have a USA Lacrosse Membership, type **N/A** and the tournament director will email you instructions on how to purchase one.

Step 6: Completing Registration

Now you will see a summary of your registration saying **1 team registered** to review. To register more than one team at a time, click **Add Another Registration**. You can select **Cancel Registration** if you wish to cancel your team's registration or Select **Continue** to proceed to payment.



Summary:



1 participant registered
\$50.00 USD

Total: \$50.00 USD

Event Registration

[Add Another Registration](#)

Participants

PARTICIPANT NAME	DATE OF BIRTH	GENDER	TOTAL
Shannon Minter	08/06/1985	Female	\$50.00 USD

[Cancel Registration](#)


[Continue](#)

Step 7: Purchasing Add-ons

You also have the option to purchase any individual add-ons such as Skills Clinics, Athlete Combine, and VIP Tickets (anything that says "Player Add-On Only"). You can also purchase add-ons later after registration via your dashboard. If you do not want to sign up for any additional experiences or want to wait a while, you can choose **Skip Step** to proceed further.

Available Add-Ons


BOYS VIP TEAM CLINIC (TEAM ADD-ON ONLY)
\$600.00 USD



BOYS VIP
TEAM CLINIC

Select


HS BOYS SIXES REGISTRATION (HS TEAM ADD-ON ONLY)
\$350.00 USD



HIGH SCHOOL
BOYS SIXES

Select


MIDDLE SCHOOLS BOYS SIXES REGISTRATION (MS TEAMS ONLY)
\$350.00 USD



MIDDLE SCHOOL
BOYS SIXES

Select


ATHLETE COMBINE (PLAYER ADD-ON ONLY)
\$30.00 USD



ATHLETE
COMBINE

Select


SKILLS CLINIC (PLAYER ADD-ON ONLY)
\$0.00 USD



PLAYER
CLINICS

Select

PARENT TICKET PACK (TEAM ADD-ON ONLY)
\$500.00 USD



PARENT
TICKET PACK

Select

Step 8: Order Summary & Payment

Now you can review your order and select **Next** to proceed. You will be taken to the **Checkout Page** where you'll enter credit card information and select **Complete Registration**.

Review your order

Review your order

Participants

Shannon Minter

WOMENS PoCo/Masters House Team Registration - Queen of the Park (4v4) - WOMENS PoCo/Masters House Team 4v4 Registration (Launch Rate)	Field Lacrosse	\$50.00 USD
Total		\$50.00 USD

Total Registration Fees: \$50.00 USD

Add-Ons

ATHLETE COMBINE (PLAYER ADD-ON ONLY)


Base Cost	QTY. 1 x \$30.00	\$30.00 USD
Subtotal		\$30.00 USD

SKILLS CLINIC (PLAYER ADD-ON ONLY)

Base Cost	QTY. 1 x \$0.00	\$0.00 USD
Option : Gender		
+ Answer : Girl		\$0.00 USD

Order Summary

Registrations Fees: \$50.00 USD

 Enter coupon here

Subtotal: \$50.00 USD

Add-On: \$30.00 USD

Subtotal: \$80.00 USD

Due Today : \$80.00 USD

You have now successfully registered to be placed on the House Team and will be directed to **View Your Dashboard**. This is where you're able to add-on any specific player-related experiences (i.e. Skills Clinic, Athlete Combine, etc.)

Note: If you're experiencing difficulties while registering your team, feel free to email Support at support@eventconnect.io.

NAVIGATING YOUR DASHBOARD

After [logging into your account](#), click on the **My Reservations** card at the top of the page. This will populate your registered events below.

Hi, [blurred name]

Welcome to EventConnect



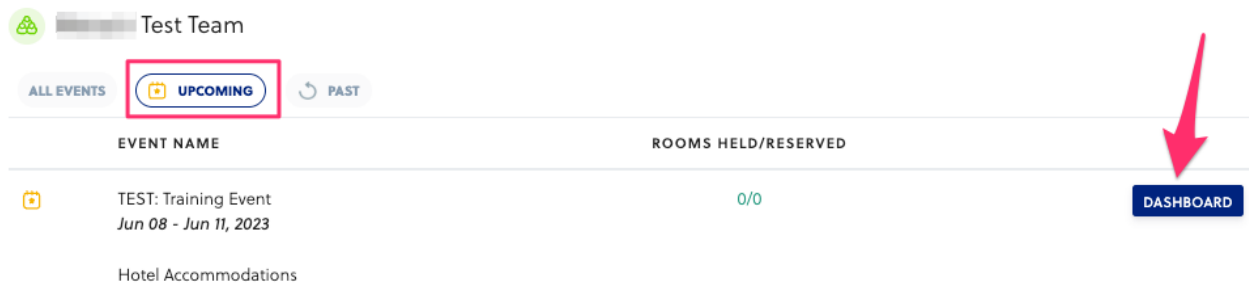
0 My Reservations >


2 My Registrations

1 My Holds/Requests >


 My Registrations

Next, click on the **View Events** button to the far right. Here it shows All Events, Upcoming Events and Past Events. Once you find the event you're attending, select the **Dashboard** button to the far right.



 Test Team

ALL EVENTS **UPCOMING** PAST

EVENT NAME	ROOMS HELD/RESERVED
 TEST: Training Event Jun 08 - Jun 11, 2023 Hotel Accommodations	0/0

DASHBOARD

Arriving at Your Dashboard

After clicking on the Dashboard option, you will see a pop-up box that says, “**Welcome to your dashboard!**” Please click on the “**Onward**” button to go to your dashboard.

View Details

On your dashboard, you will see your name, registration requirements (if applicable), your team members (once you're added to the official house team), or purchase add-ons for the event.